



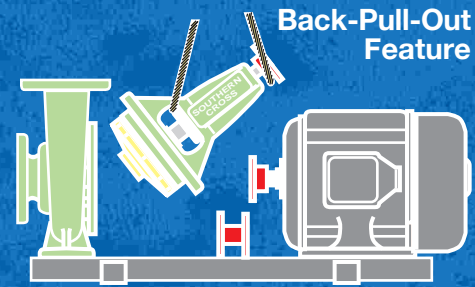
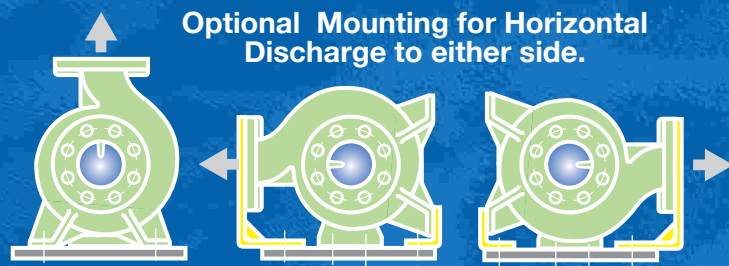
## “ISO SOVEREIGN” CENTRIFUGAL PUMPS



## “ISO SOVEREIGN” CENTRIFUGAL PUMPS

### AUSTRALIAN MADE TO ISO 2858 STANDARD

### AUSTRALIAN MADE TO ISO 2858 STANDARD



#### “ISO Sovereign” PUMP MOUNTING

Normal horizontal mounting gives vertical centre-line discharge, however any angle from horizontal to vertical is acceptable. A feature of the Southern Cross “ISO Sovereign” range of pumps is the ability to mount the body sideways for horizontal discharge to either side. This is done using two simple mounting brackets which align with the same mounting holes as used for normal foot mounting so that no base modifications are necessary to change the pump discharge from vertical to horizontal.

#### BACK PULL OUT

When a spacer coupling is used pump body, suction and discharge lines, and electric motor remain undisturbed during servicing. This saves valuable time and eliminates pump and motor realignment.

#### APPLICATIONS

Designed for efficient and reliable general purpose water transfer in industry, building services and irrigation.

#### FEATURES

- Superior hydraulic design and manufacturing methods produce significantly higher efficiencies for lower running costs and reduced maintenance.
- Australian designed and manufactured.
- 32 to 200mm discharge.
- Up to 250 litres per second discharge.
- Heads to 160 metres.
- World-wide service and backup.
- Wide range of options.



...setting the standard for pump performance and quality...



Ph: 131 786

e-mail: [tpspumping@typac.com.au](mailto:tpspumping@typac.com.au)  
web: [www.southcross.com.au](http://www.southcross.com.au)


As Tyco policy is one of constant improvement, we reserve the right to make specification changes without notice and without incurring liability.

A division of tyco Flow Control Pacific Pty Ltd  
A.B.N. 83 000 922 690

Available from...

Blank box for distributor information

Form 2724A March 2007



*Australian made to... ISO 2858 International Standard*

*...setting the standard for pump performance and quality...*

**REDUCED RUNNING COSTS**

Superior hydraulic design and high technology manufacturing methods produce significantly higher efficiencies for less power consumption and minimum maintenance... features which guarantee Southern Cross "ISO Sovereign" Pump users continuing savings in all applications.

**INTERNATIONAL STANDARD**

Conforming with ISO2858 Standard means dimensional interchangeability with other makes of pumps, manufactured to the same international standard, however because of design superiority Southern Cross "ISO Sovereign" Pumps exceed the performance standard.

**GENERAL-PURPOSE PUMPS**

Southern Cross "ISO Sovereign" Pumps offer top efficiency and reliability for a full range of general purpose water transfer applications in industry, building services and irrigation.

**"ISO Sovereign" FEATURES**

These Australian designed and manufactured Southern Cross "ISO Sovereign" Pumps are readily available in a full range of sizes, backed not only by an Australia wide service and spare parts network, but with an extensive group of international stock and service centres.

**PUMP CONSTRUCTION FEATURES...**

SUPERIOR HYDRAULIC DESIGN FOR GREATER PERFORMANCE AND REDUCED RUNNING COSTS

HEAVY DUTY SEALED FOR LIFE GREASE PACKED BEARINGS

ROBUST CAST IRON BEARING HOUSING

LIP TYPE SEALS FOR BEARING PROTECTION

REMOVABLE PUMP MOUNTING FOOT

SEPARATE PUMP BACKPLATE FOR EASY PUMP SERVICING

WATER SLINGER

HEAVY DUTY STAINLESS STEEL SHAFT FOR MINIMUM DEFLECTION AT HIGH SPEEDS

REUSABLE "O" RING SEAL BETWEEN PUMP VOLUTE AND BACKPLATE

STURDY MOUNTING FEET CAST INTEGRAL WITH PUMP BODY

TAPPED CONNECTION FOR PRESSURE GAUGE

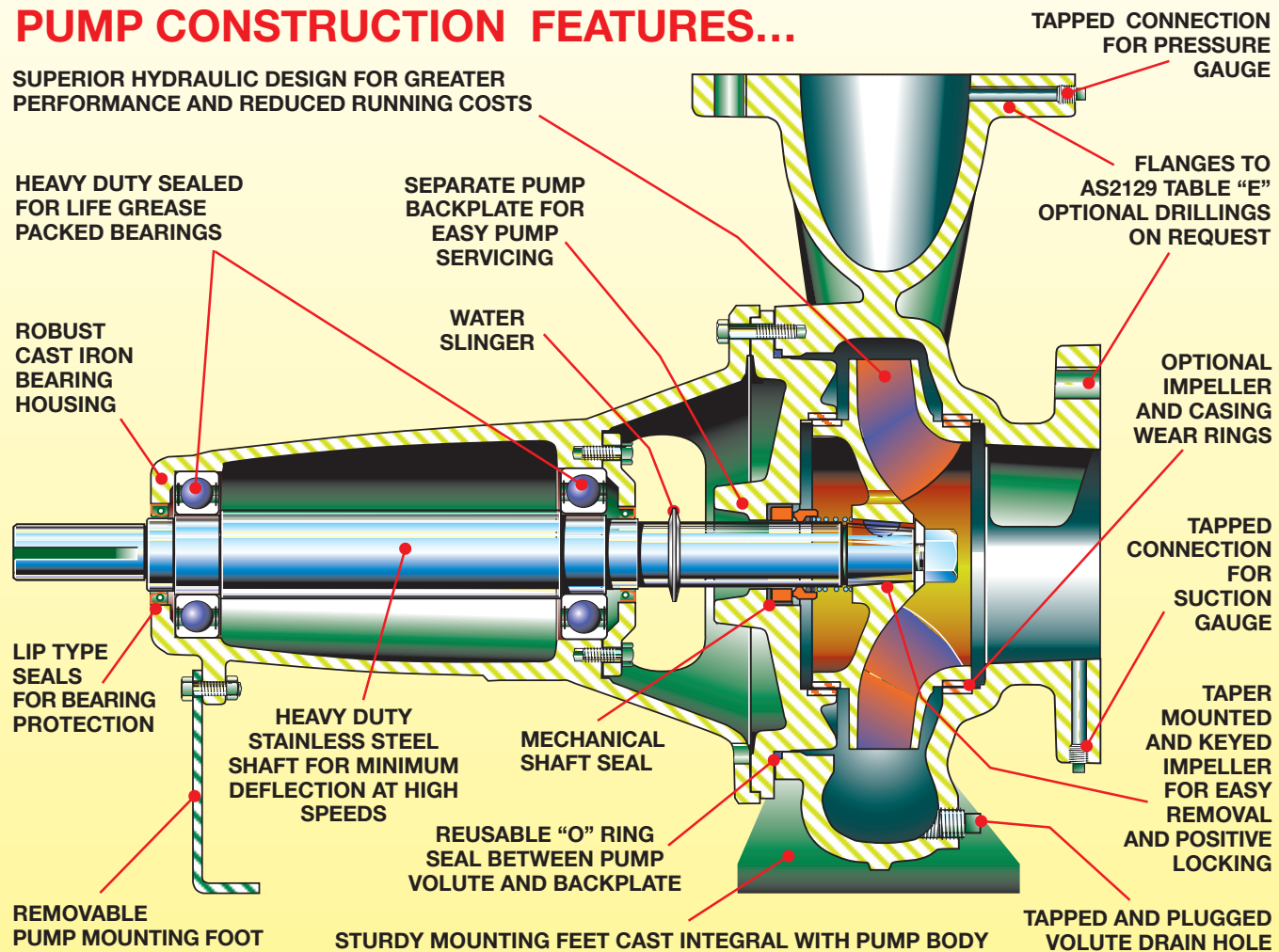
FLANGES TO AS2129 TABLE "E" OPTIONAL DRILLINGS ON REQUEST

OPTIONAL IMPELLER AND CASING WEAR RINGS

TAPPED CONNECTION FOR SUCTION GAUGE

TAPER MOUNTED AND KEYED IMPELLER FOR EASY REMOVAL AND POSITIVE LOCKING

TAPPED AND PLUGGED VOLUTE DRAIN HOLE



Special design features of Southern Cross "ISO Sovereign" Pumps include taper mounted and keyed impeller for easy removal from shaft during servicing and positive locking during operation; heavy duty shaft with large capacity impeller end bearing for safe operation at high speed; AS1830/T260 cast iron volute for added safety; reusable "O" ring body seal; minimum number of parts for full range (only four shaft modules) reduces spare parts stocking; hydraulically and dynamically balanced impellers; and highly efficient suction performance from double curvature impeller vanes.

**STANDARD FEATURES**

Type 431 stainless steel shaft; rugged cast iron volute with integral suction and discharge flanges and mounting feet; pressure rated to 1600kPa (160 metres head); cast iron impeller and backplate; stainless steel impeller nut; cast iron bearing housing with sealed for life grease packed bearings (standard sizes readily available from most bearing suppliers); lip type shaft seals to protect bearings; single mechanical seal.

**OPTIONAL MATERIALS**

Zinc-free bronze impeller, type 316 stainless steel shaft and Molybond coating.


**OPTIONAL EXTRAS**

Zinc-free bronze wear rings for impeller, volute and backplate; optional single mechanical seals; soft packed gland seals; works certified and witnessed tests for guaranteed performance; impeller turn-downs; flexible and spacer couplings; pulleys; and pressed or welded steel baseplates.

**MAXIMUM OPERATING TEMP.**

Maximum pumped liquid temperature for Southern Cross "ISO Sovereign" Pumps is 80°C using standard seals. Liquids up to 180°C can be handled using special seals... consult Southern Cross Customer Service Unit for further information.

**2 YEAR WARRANTY**



**PUMP SELECTION GUIDE**

